

COLLEGE VIDEO

COLLEGE COACHES & RECRUITERS LIKE TO SEE A VIDEO OF PLAYERS THAT ARE INTERESTED IN THEIR BASEBALL PROGRAM. COLLEGE PROGRAMS ARE INTERESTED IN YOUR ACADEMIC AND ATHLETIC SKILLS AS WELL AS YOUR APPEARANCE, ATTITUDE AND PERSONALITY.

College Video Specifics

PBI can create a college video for you at any position

The video workout can be demanding, so be prepared. Proper rest and nutrition prior to taping are essential to showcase yourself at 100%. In order to prepare for your video, PBI suggests you take a pre-video evaluation with a PBI coach. The coach will help to not only prepare your skills, but also prep you mentally in order to be showcased at your best in your video. Remember; first impressions are extremely important. Your video may be the first opportunity for college coaches and recruiters to see you showcase your skills!

PITCHERS– will be required to throw all of their pitches live off the mound to a catcher. You will be taped from a variety of angles in order to showcase your mechanics, your overall pitching skills, and to get a good view of the action on your pitches. Pitchers that hit will also be videoed hitting.

CATCHERS– will catch a live pitcher. You will be taped from a variety of angles in order to showcase your receiving skills, blocking skills and throwing skills to second base.

MIDDLE INFIELDERS (SS & 2B)– will field routine ground balls, forehands, backhands & slow rollers from a variety of camera angles. You will also showcase your arm strength, and make live double play feeds and turn double plays around the bag.

3rdBASE– will field routine ground balls, forehands, backhands & slow rollers from a variety of camera angles. You will also showcase your arm strength, and make live double play feeds.

1stBASE– will field routine ground balls, forehands, backhands & slow rollers from a variety of camera angles. You will also showcase your arm strength, make double play feeds, and your footwork “around the bag” will be videoed.

OUTFIELDERS– will field ground balls & fly balls both routine and to your left and right in order to showcase your angle to the ball. You will also showcase your arm strength.

HITTING– skills will be part of all videos (with the exception of pitchers that do not hit). You will be videoed from a variety of angles in order to showcase your mechanics, power & pop off of the bat.




Note: Players creating a video at multiple positions may be required to attend more than one taping session



Price: \$499.⁰⁰

YOU WILL RECEIVE TEN (10) DVD'S OF YOUR EDITED COLLEGE VIDEO

VIDEO INCLUDES

-  **APPROXIMATELY 6 TO 10 MINUTES OF EDITED SKILL FOOTAGE**
-  **YOUR ACADEMIC INFORMATION**
-  **YOUR CONTACT INFORMATION**

IN AN EASY TO NAVIGATE DVD

OPTIONAL PRE-VIDEO EVALUATION AVAILABLE
Evaluation is 45 Minutes for an additional \$79.

For more information and to schedule a video call

PBI's College Video Dept.
1-800-282-4638 x105

COLLEGE VIDEO- PLAYER PROFILE

Name: _____ DOB: _____

Address: _____

City: _____ State: _____ Zip: _____

Phone: _____ E-Mail: _____

Parents Names: _____

High School: _____ Grad Year: _____

High School Address: _____

High School Coaches Name: _____

Primary Position: _____ Secondary Position: _____
(If Applicable)

Bats: Right – Left – Switch

Throws: Right – Left

Height: _____

Weight: _____

SAT: _____ SAT: _____ SAT: _____ SAT: _____ ACT: _____
(Total) (M) (V) (W) (Total)

Class Rank: # _____ -of- _____ GPA: _____

Planned College Major: _____



Professional Baseball Instruction, Inc.

107 Pleasant Avenue Upper Saddle River, NJ 07458

800-282-4638 www.baseballclinics.com